



Custom Container Solutions - CCS - a quality manufacturer of custom and standard steel roll off containers, serving the environmental, construction, energy, waste and recycling industries. Check us out at our website today.

www.CustomContainerSolutions.com

Standard Rectangular Roll Off

Size	Inside Height	Outside Height	Inside Width	Outside Width	Inside Length	Outside Length	Estimated Weight
10 YD	38"	48"	88"	96"	168"	177"	3320
15 YD	48"	58"	88"	96"	168"	177"	3650
20 YD	41"	51"	88"	96"	264"	273"	4500
25 YD	51"	61"	88"	96"	264"	273"	4800
30 YD	61"	71"	88"	96"	264"	273"	5200
40 YD	81"	91"	88"	96"	264"	273"	6100
50 YD	91"	101"	88"	96"	288"	297"	6900



Specifications:

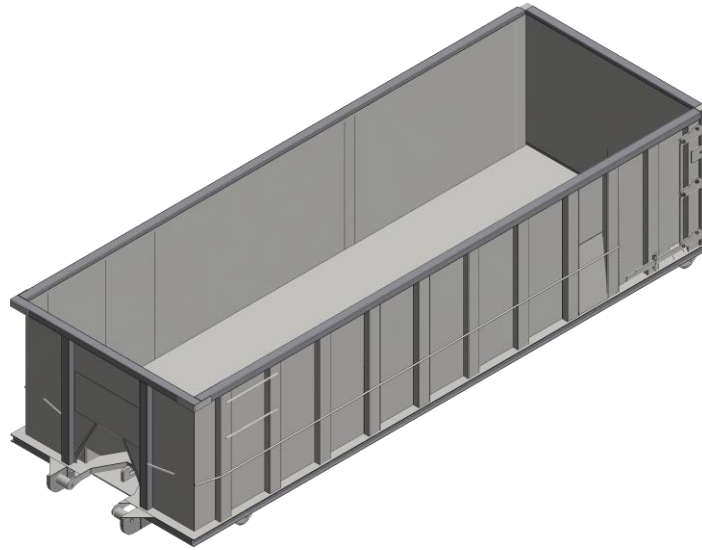
Floor Plate	3/16" Sheet (Upgrade Available)
Cross Members	3" Structural Channel on 16" Centers
Side Rails	Formed 3/16" with 3" channel
Gussets	3/16" gusset on every channel
Main Rails	6"x 2"x 3/16" Structural Tubing
Wheels	8"x 10" Heavy Duty Ground Rollers Front & Rear
Wheel Brackets	1/2" Plate
Wheel Axles	1-1/2" Solid Round with Grease Fittings
Bull Noses	1-1/2" Plate
Guide Rollers	4"x 6" Heavy Duty Tubing with grease fittings
Roller Arms	1/2" Plate
Roller Axles	1 1/2" Round Bar with Grease Fittings
Hook Plate	1/2" Plate 12"x 38" Welded Solid Rail to Rail
Cable Hook	1-1/2" High Tensile Plate Inserted through hook plate, locked in and welded fully on both sides
Side Sheets	12 Gauge
Side Posts	12 Gauge formed 3"x 5", 4-way bend, 24" on Center
Top Rails	4"x 3"x 11 Gauge Structural Tubing
Tie Down Bar	5/8" Solid Round Bar
Ladders	5/8" Solid Round Bar
Stiffeners	3/16" Plate Welded fully on each side
Tailgate Sheet	12 Gauge
Door Framing	4"x 3"x 11 Gauge Structural Tubing
Reinforcing	4"x 3"x 11 Gauge Structural Tubing
Hinge Plates	1/2" Plate, 3"x 9" on Door and 9"x 9" on sidewall
Hinge Sleeves	1-3/4"x 9" Heavy Duty Tubing (5/16" wall with Grease fittings)
Hinge Pins	1-1/4"x 9" Solid Round Bar
Latch System	1/2" Heavy Duty Self Aligning Vertical Lift
Safety Chain	3/8" Grade 70 Chain w/ Receptors on both sides
Gate Aligner	1/2" Plate
Weep Holes	Holes through bottom of posts to prevent rusting
Door Post	3/16 formed 3"x 5" 4-way bend
Push Plate	3/16"x 18"x 36"
Paint	PPG Low VOC Acrylic Enamel

Options

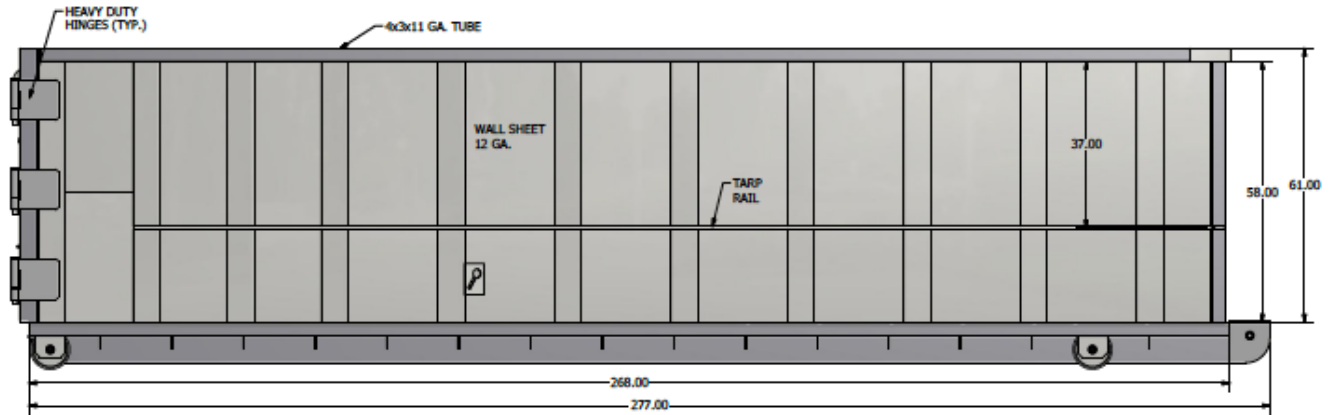
Many options available, Please contact CCS



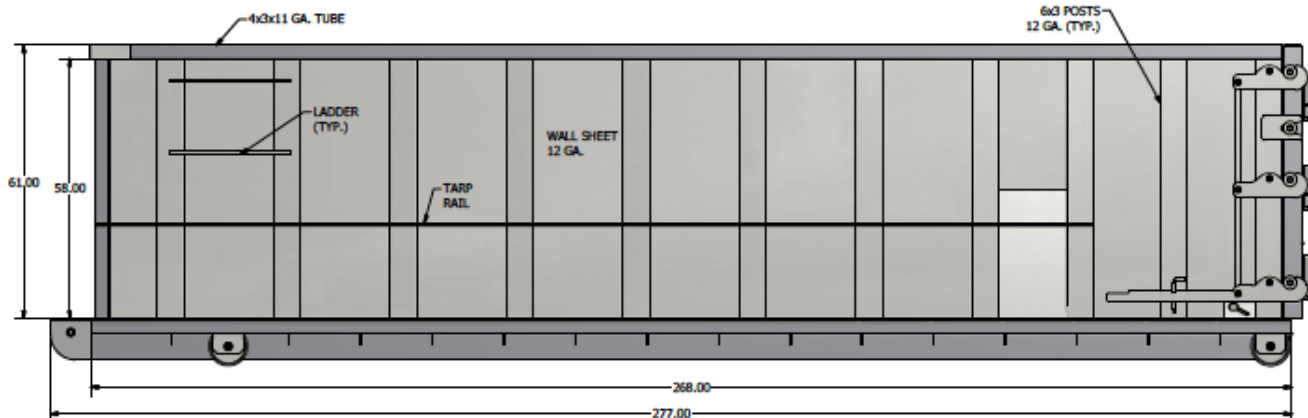
Design Documents and Specifications



HINGE SIDE VIEW



LATCH SIDE VIEW





Custom Container Solutions - CCS - a quality manufacturer of custom and standard steel roll off containers, serving the environmental, construction, energy, waste and recycling industries. Check us out at our website today.

www.CustomContainerSolutions.com

